

# Wind & Willow®

## 2018 Fall & Holiday Products

### Caramel Apple Pie

See recipe on inside cover.

Look for our Hot Dip, Pecan,  
Cider, and Seasonal Mixes  
on pages 8-12.



Savory Cheeseball Mixes



Sweet Cheeseball Mixes



Soup Mixes



Dip Mixes



# Contents



2018 Recipe Booklets  
*Get yours now!*

Savory Cheeseball & Appetizer Mixes .....	2
Sweet Cheeseball & Dessert Mixes .....	4
Roasted Pecan Mixes .....	5
Hot Dip Mixes .....	6
Dip Mixes .....	7
1-Cup Soup Mixes.....	8
6-Cup Soup Mixes.....	9
Fall Cheeseball Mixes .....	10
Cider Mixes.....	11
Holiday Cheeseball Mixes.....	12



## Great *Holiday* gatherings begin with *Wind & Willow*



Jalapeno Jack Cheeseball



Spinach Puffs



Bacon Ranch Hot Dip

### On the cover:

### Caramel Apple Cider Pie

Wind & Willow

- Wind & Willow Caramel Apple Cider Mix
- 9 Apples, peeled, cored and sliced
- 4 Tbsp. butter
- 2 Tbsp. flour
- 2 Pie Crusts (unbaked)
- 1 egg (optional)



Preheat oven to 350°. Peel, core and slice apples. Melt butter in large pan. Add apples and sprinkle with flour and Cider Mix. Stir gently but frequently over medium heat until sugar is mostly dissolved and texture of the apples begins to change and become softer (approx 10 minutes). Place crust in pie plate. Spoon in apples, top with the other pie crust and seal edges. Cut 4 slits in top to vent. Bake approximately 25 minutes until crust is golden brown. For a shiny crust, brush beaten egg over pie crust for the last 10 minutes of baking time.



# Savory Cheeseball & Appetizer Mixes



33125



33121



33103



33112



33110



33124



33102



32100



33111



33108



33123



33116



33118



33104



## Mini Cheeseballs

Made with your choice of any Wind & Willow Cheeseball & Appetizer Mix.

## Smokehouse Bacon & Cheddar Potato Skins


- Wind & Willow Smokehouse Bacon & Cheddar Cheeseball & Appetizer Mix
- 4-6 medium potatoes, baked
- 8 oz. cream cheese
- 4 Tbsp. butter
- 1 cup shredded cheddar cheese



Preheat oven to 400°. Cut potatoes in half lengthwise and scoop out the inside, leaving the skin and about ½ inch thickness of potato. Combine Cheeseball Mix and cream cheese; mix until smooth then stir in potatoes. Spoon mixture into potato skin halves and sprinkle with shredded cheese and Topping packet. Place in baking dish and bake until warm and mixture begins to brown.


### Optional:

- Top with extra shredded cheddar, chives, black olives and bacon crumbles.
- Serve with sour cream or salsa!





# Sweet Cheeseball & Dessert Mixes




34102



32900



34116



32700




32200



34115



34113



34111E



34124

See pages 10–14  
for more Harvest and  
Holiday flavors!



Add 1 egg white  
and 3½ cups of pecans,  
bake for 20 minutes.  
Incredibly easy and  
delicious—great  
for salads!

## Roasted Pecan Mixes

NEW  
PACKAGING



84102



84101



84104



# Hot Dip Mixes



46004



46011



46010



46001



46003



46012



46002

Roasted Red  
Pepper Dip



# Dip Mixes



44123



44111



44104



44103



44107



44102



44118



44109



44106



44120



44121



44101



44112



44119



44108



# 1-Cup Soup Mixes

**Directions:** Microwave 1 cup of water for 1 minute. Stir in soup mix and microwave for an additional 45 seconds. Stir again and enjoy!



61001



61013



61012



61004



## Camping Directions:

Add boiling water, stir and cover for 2 minutes.

# Soup Mixes



60001



60006



60004



60013



60009



60014



60011



60012



60002

Bistro Style Baked Potato Soup  
made with Baked Potato Soup Mix.



Fall  
Seasonal Items

# Fall Cheeseball & Dessert Mixes

Available July 1-December 31 or while supplies last. Order early!



34101



32800



34130

Whipped Dip



## Cider Mixes

Available July 1-December 31 or  
while supplies last. Order early!



71003



71001



71002




Apple Cider Sangria




# Holiday Cheeseball & Dessert Mixes

Available July 1-December 31 or while supplies last. Order early!


**NEW**  
\*\*\*



34111H



34128



34129



Gingerbread Cookie Cheeseball

## Cherry Cherry Cheesecake

Wind & Willow

- Wind & Willow White Chocolate Cherry Cheeseball & Dessert Mix
- 8 oz. cream cheese
- 4 Tbsp. butter
- 1 Large can cherry pie filling
- 1 Tsp. almond extract (optional)
- 12 oz. whipped topping
- 1 pre-baked pie shell or graham cracker pie shell

Combine White Chocolate Cherry Mix with cream cheese and butter. Fold in 8 oz. of the whipped topping. Spread cream cheese mixture into pie shell. Stir extract (if using) into the pie filling. Spread over the cream cheese mixture. Spread remaining whipped topping over cherry pie filling. Top with Almond Crunch Topping.

Refrigerate until ready to serve.  
Makes 8 servings.







P.O. Box 191  
Mt. Vernon, MO 65712



## Cranberry Pecan Crostinis

made with Cranberry Pecan  
Cheeseball Mix

