

Harvest

• 2018 RECIPE BOOKLET •

Wind & Willow

Contents

Whipped Dip	1
After School (or work) Snacks.....	2-3
Tailgate in a Snap!	4-5
Pick a Pumpkin Recipe.....	6-7
Harvest Party	8-9
Tuscan Owl Appetizer	10

Great Harvest gatherings begin with Wind & Willow

On the cover:

Goopy Pumpkin Bars



- Pumpkin Pie Cheeseball & Dessert Mix*
- 1 box yellow cake mix
- 1 stick melted butter
- 3 eggs
- 8 oz cream cheese, softened
- 3 cups powdered sugar



Preheat oven to 350°. For crust, combine cake mix, melted butter and 1 egg. Press into a 9x13 baking dish and set aside. Combine Cheeseball Mix (topping used later), cream cheese, 2 eggs and powdered sugar; mix until smooth. Pour mixture over crust layer and sprinkle with topping. Bake for 40 minutes. Let cool before serving.

*This Wind & Willow favorite recipe works with any Sweet Cheeseball Mix! Try Chocolate Covered Strawberry with a Strawberry Cake Mix or Lemon Cheesecake with a Lemon Cake Mix.



WHIPPED DIP
made with Pumpkin Pie
Cheeseball & Dessert Mix.

See this recipe at
windandwillow.com.

After School (or work) Snacks

Fresh Veggies



Pinwheel Roll-Ups



1-cup Soups



Find these recipes and more at windandwillow.com.



Quick Snack Tips

For quick snacks between school and games or practices, Wind & Willow can help.

- **Toast Critters** make snack time fun and interesting!
- Keep fresh veggies, cut and cleaned and ready to grab in the fridge. Have a prepared dip ready to pair with your veggies.
- **Easy Roll-Ups.** Spread your favorite Dip or Savory Cheesecake on a tortilla or on deli meat, add chopped veggies if desired, roll and slice. Keep refrigerated and ready to grab as needed. Ready to pop in your mouth or serve on a cracker.
- **1-cup Soup Mixes** are a quick and easy mid-afternoon pick-me-up that will help tide kids over until dinner!

Toast Critters



Toast Bread. Spread with your favorite Wind & Willow Cheeseball. Top sweet toast with your choice of Cheeseball Topping, sliced fruit, berries, cereal, granola or dried fruit to create fun faces and designs. For savory toast top with your choice of Cheeseball Topping, veggies, nuts, and seeds. Try Lemon Cheesecake, Triple Berry Twist or The BLT with your next Toast Critter creation!

Tailgate in a Snap!

The trick to quick and easy tailgating is to prepare in advance.

- Prepare Dips up to 3 days ahead in plastic containers with lids.
- Prepare vegetables you'll be serving, cut up and ready to add to a platter.
- If you are grilling, line your portable grill with foil for easy clean-up.
- If grilling burgers, make them into patties ahead of time.
- Use a blanket as your tablecloth.
- Check the weather. Set up a canopy for rainy days and for sunny days don't forget the sunscreen!


Asiago Popcorn



Wind Willow

- Wind & Willow Asiago Dip Mix*
- 10 cups freshly popped corn

Sprinkle freshly popped corn with dry Asiago Dip Mix, toss until all is coated. For less popcorn just use part of your mix. Put remaining mix in a ziplock bag to make another batch later.



*Other Dip Mixes that work great for this recipe are Back at the Ranch, Chipotle Cheddar and Dill Pickle.

Find these recipes and more at windandwillow.com.



Roasted Red Pepper Dip

Back at the Ranch Dip

Southwest Queso Dip

Asiago Popcorn



Pick a Pumpkin Recipe




Cheesecake pictured is topped with Wind & Willow Cinnamon Sugar Pecans.



Quick Cheesecake



- Pumpkin Pie Cheeseball & Dessert Mix*
- 8 oz cream cheese, softened
- 4 Tbs softened butter (optional)
- 8 oz whipped topping
- 1 graham cracker pie crust



Combine the Cheeseball Mix (Topping to be used later) with cream cheese and butter. Fold in the whipped topping and spoon into pie crust. "Garnish with contents of Topping Packet or make this dessert extra special by topping with Cinnamon Sugar Pecans as shown."



Pumpkin Mac-N-Cheese



Whipped Dip



Pumpkin Pie Cookies



Pumpkin Chili

* Cheesecake Flavor Suggestions

This recipe is great with any sweet Cheeseball flavor. Some of our favorite flavors for this recipe include Key Lime Pie and Chocolate Chip. Try Chocolate Covered Strawberry in a Chocolate Graham Cracker Crust!

Find these recipes and more at windandwillow.com.

Harvest Party



- Make a variety of sweet and savory snacks.
- Serve Hot Cider or cold Apple Cider Sangria.
- Add ambiance with dramatic lighting, a few cobwebs, hay bales, and music.
- Have fun and enjoy your wonderful guests!

Meet our friends Trick and Treat!

Turn any sweet W&W Cheeseball into a fun character by adding candy, dried fruits, cookies and nuts. For savory flavors add veggies, chips crackers and herbs. We'd love to see your cheeseball characters!



Chipotle Party Mix



- 1 Chipotle Cheddar Dip Mix
- 10 cups assorted cereal, crackers, and nuts
- ¼ cup oil



In large mixing bowl combine cereal and crackers* and oil until well coated. Sprinkle Dip Mix into bowl and toss until thoroughly mixed. Optional: Add festive candy or dried fruit for an extra treat.

*We like to use pretzels, oyster crackers, rice and oat cereal squares.



Find these recipes and more at windandwillow.com.

Goosey Pumpkin Bars

(See inside cover for recipe.)



Dessert Pizza



Chipotle Party Mix

(See recipe above.)




Apple Cider Sangria





P.O. Box 191
Mt. Vernon, MO 65712



Tuscan Owl Appetizer

made with Tuscan Olive Cheeseball
& Appetizer Mix.

Find this creation and other recipes
at windandwillow.com